

A “STONE SET TECHNOLOGY” PRODUCT

US PATENT NUMBER 6668584

U N I L O C K

(THE ULTIMATE JEWELRY ELEMENT OF PERSONALIZATION)

UNILOCK “U” ABOVE CAST GOLD JEWELRY
APPLICATION (12)

UNILOCK

(The Ultimate Jewelry Element of Personalization)

The “Unilock” as a gem carrier is a barrel shaped tube setting with pre-set gem stones, cabochons or diamonds; designed to be used without the use of solder or adhesives. The Unilock is applied over or into the jewelry at the end of the production cycle using an easy-snap® process with the benefit of delivering urgent last minute orders quickly. The Unilock is utilized by the retailer at their premises to personalize on the spot/over the counter sales of “Mother’s Jewelry”, names or initials, birthstone programs and gifts.

The Unilock setting is produced with a regular barrel, short barrel, straight tube or long barrel and is available in Sterling Silver, 10kt, 14kt, 18kt Gold. This combination of barrel and tube shapes gives the setting unlimited possibilities when installed on various products.



REGULAR

“U”



SHORT

“UX”



STRAIGHT

“UZ”



LONG

“UY”

- Metals

GOLD	STAINLESS STEEL	CERAMIC
STERLING SILVER	TITANIUM	TUNGSTEN

- Jewelry

CASTING	TURNUED	HOLLOW
STAMPED	ELECTROFORM	PHOTOETCH

The advantage of the Unilock is that it simplifies the manufacturing process of the jewelry. It reduces overall cost, creates more flexible inventory-manufacturers can use their own stones; eliminates the need for a skilled jeweler and most importantly: utilizes unparalleled application technology never before available to the jewelry industry. Every gem set into the Unilock has all the desirable features that can be expected from the best stone setters in the industry. The precise positioning of the gem, the minimum amount of metal over the gem, together with the firmness of the stone in its seat; all finished with a mirror polish giving a consistent product appearance and quality. The Unilock is the ultimate, most advanced application system, to set gems into jewelry and gifts today. This application creates new marketing and sales opportunities for the entire industry.

UNILOCK APPLICATIONS:


- 1) Unilock “U” Flush into Gold Jewelry
- 2) Unilock “U” Flush into Cast Gold Jewelry
- 3) Unilock “U” Flush into Sterling Silver Jewelry
- 4) Unilock “U” Flush into Cast Sterling Silver Jewelry
- 5) Unilock “U” Flush into Stainless Steel Jewelry
- 6) Unilock “U” Flush into Titanium Jewelry
- 7) Unilock “U” Flush into Tungsten Jewelry
- 8) Unilock “U” Flush into Ceramic Jewelry
- 9) Unilock “U” Flush into Enamel Jewelry
- 10) Unilock “U” Flush or Above Pearl Jewelry
- 11) Unilock “U” Above Gold Jewelry

12) Unilock “U” Above Cast Gold Jewelry

- 13) Unilock “U” Above Sterling Silver Jewelry
- 14) Unilock “U” Above Cast Sterling Silver Jewelry
- 15) Unilock “U” Above Stainless Steel Jewelry
- 16) Unilock “U” Above Titanium Jewelry
- 17) Unilock “UZ” Above Thin Gold Stamping
- 18) Unilock “UX” Above Sterling Silver Tubing
- 19) Unilock “UX” Above Gold Filled Tubing
- 20) Unilock “UX” Above Hollow Gold
- 21) Unilock “UX” Above Sterling Silver Electroform
- 22) Unilock “UZ” Above Photo Etchings in Gold
- 23) Unilock “U” Flush or “UX” Above Soft & Flexible Materials
- 24) Unilock “U” Flush or Above Wood, Plastic, Composites etc.
- 25) Unilock “U” Flush or Above Aluminum Products


***FOR ALL OTHER APPLICATIONS NOT LISTED ABOVE PLEASE SEND US A
SAMPLE TOGETHER WITH YOUR REQUIREMENTS AND OUR R&D DEPT WILL
PROVIDE A SET OF INSTRUCTIONS THAT WILL SUIT YOUR NEEDS.***

UNILOCK REGULAR TUBE APPLICATION (12)



<u>UNILOCK MODEL</u>	<u>REGULAR BARREL TUBE DIAMETER</u>	<u>TUBE HEIGHT</u>	<u>BEZEL</u>	
			<u>DIAMETER</u>	<u>HEIGHT</u>
U160	1.15mm	0.75mm	1.60mm	0.45mm
U190	1.50mm	0.85mm	1.90mm	0.60mm
U240	2.00mm	0.95mm	2.40mm	0.65mm
U290	2.30mm	1.10mm	2.90mm	0.75mm
U350	3.00mm	1.20mm	3.50mm	0.90mm
U420	3.30mm	1.40mm	4.20mm	1.10mm
U530	4.00mm	1.50mm	5.30mm	1.25mm
U630	5.10mm	1.55mm	6.30mm	1.60mm
U750	6.20mm	1.60mm	7.50mm	1.80mm

THE UNILOCK PRESS w/IMPACT TOOL, UNIVERSAL JIG BASE w/JIG SUPPORTS IS UTILIZED BY THE MANUFACTURER TO SIMPLIFY THE ASSEMBLY OF THE UNILOCK AT THE END OF THE PRODUCTION CYCLE.



THE UNILOCK PRESS w/IMPACT TOOL, UNIVERSAL JIG BASE w/JIG SUPPORTS IS UTILIZED BY THE RETAILER AT THEIR PREMISES FOR THE PERSONALIZATION OF ON THE SPOT/OVER THE COUNTER SALES OF JEWELRY AND GIFTS.

UNILOCK ABOVE CAST GOLD JEWELRY APPLICATION (12)

For the Unilock to sit above the cast jewelry, first a non-precise hole needs to be created by the caster as per the table specifications on Page 7. The existing hole then needs to be enlarged as per table specification on Page 8.



CUSTOMER GEM-STONES USABLE IN UNILOCK

<u>MODEL</u>	<u>STONE RANGE</u>	<u>OPTIMAL SIZES</u>
U160	1.00mm – 1.30mm	1.20mm – 1.30mm
U190	1.40mm – 1.65mm	1.45mm – 1.55mm
U240	1.70mm – 2.10mm	1.90mm – 2.00mm
U290	2.15mm – 2.55mm	2.40mm – 2.50mm
U350	2.60mm – 3.05mm	2.95mm – 3.05mm
U420	3.10mm – 3.75mm	3.45mm – 3.65mm
U530	3.80mm – 4.70mm	4.00mm – 4.25mm
U630	4.75mm – 5.80mm	4.90mm – 5.40mm
U750	5.90mm – 6.80mm	6.00mm – 6.50mm

The “optimal sizes” are ideal for the Unilock, both for the cosmetic appearance as well as the minimum amount of metal over the gem.

UNILOCK ABOVE CAST GOLD JEWELRY APPLICATION (12)

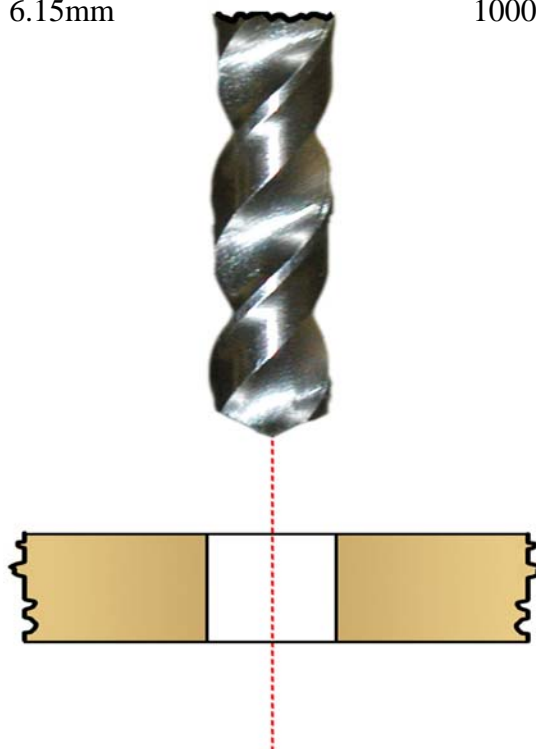
THE CASTER SHOULD CAST A NON-PRECISE HOLE AS PER TABLE,
FOR A GUIDE FOR THE SUBSEQUENT DRILLING:

<u>MODEL</u>	<u>SUGGESTED NON-PRECISE HOLE DIAMETER</u>
U160	1.00mm
U190	1.20mm
U240	1.60mm
U290	2.00mm
U350	2.50mm
U420	3.00mm
U530	3.50mm
U630	4.00mm
U750	5.00mm

UNILOCK ABOVE CAST GOLD JEWELRY APPLICATION (12)

THE CASTED (NON-PRECISE) HOLE HAS TO BE ENLARGED
AS PER TABLE:

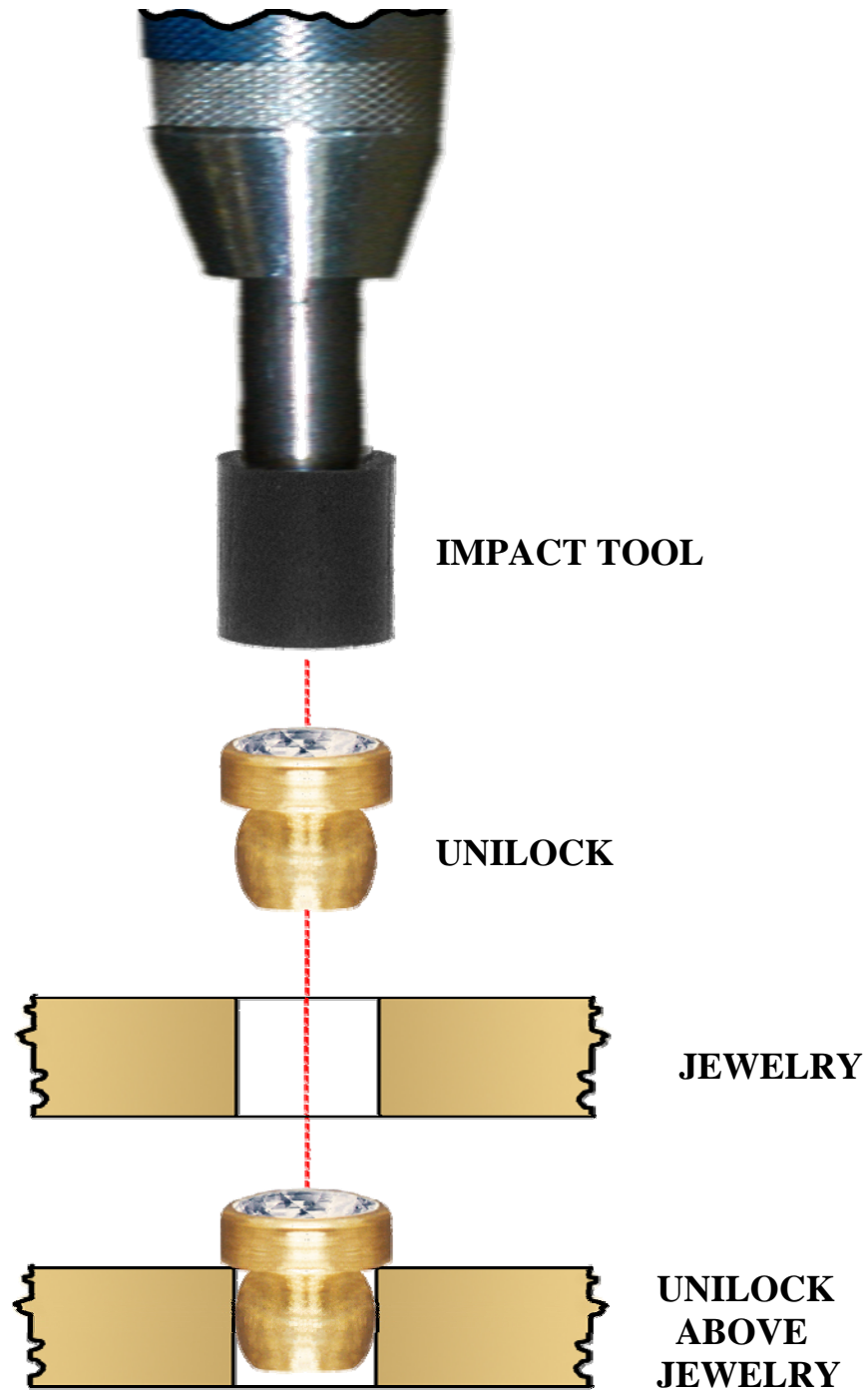
FOR <u>MODEL</u>	USE <u>DRILL</u> DIAMETER	AT <u>RPM</u> SPEED
U160	1.12mm	3000
U190	1.45mm	3000
U240	1.95mm	3000
U290	2.25mm	2000
U350	2.95mm	2000
U420	3.25mm	2000
U530	3.95mm	1000
U630	5.05mm	1000
U750	6.15mm	1000



Once the hole has been made the Unilock is ready to be easily snapped into the jewelry

See page 9

UNILOCK ABOVE CAST GOLD JEWELRY APPLICATION (12)
EASY-SNAP®



IMPACT TOOL

(MODIFIED AUTOMATIC CENTER PUNCH)



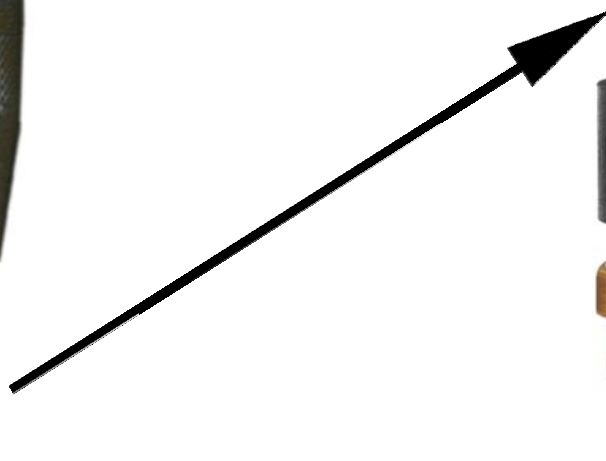
How to Adjust the Impact Tool Pressure:

Calibrate the snap by turning the top screw

- Clockwise = Stronger Snap
- Counter-Clockwise = Weaker Snap

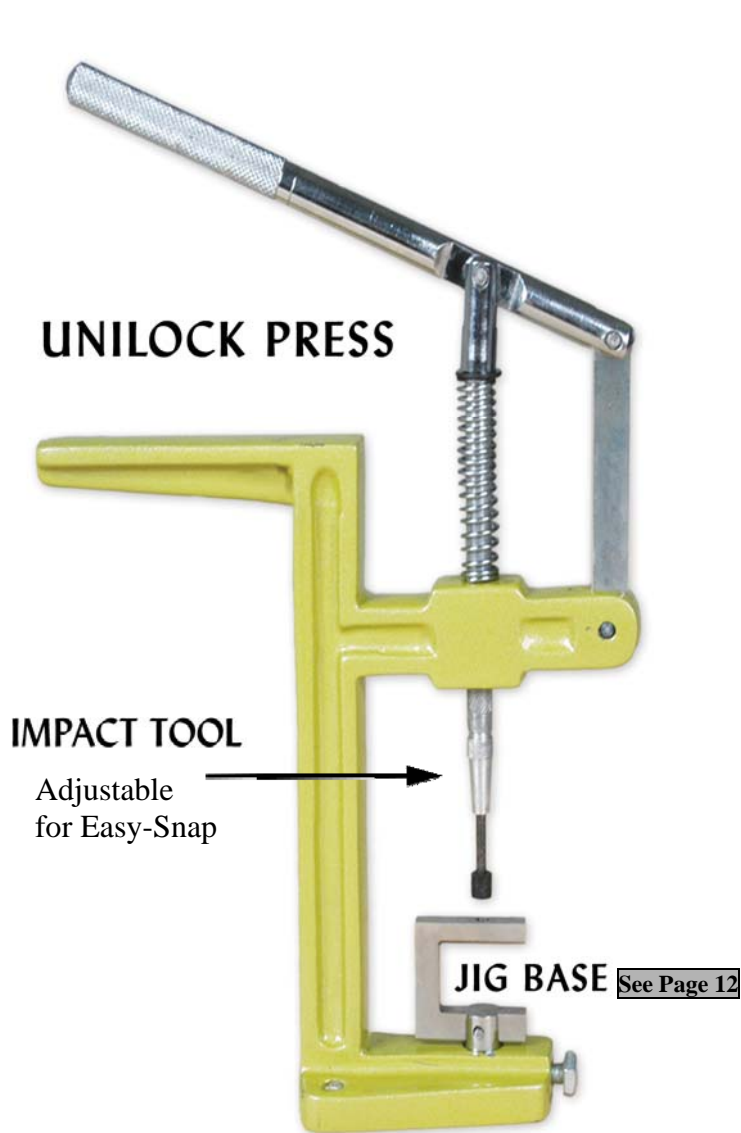
How to replace the tip:

- 1) Just pull off the tip from the shaft of the impact tool.
- 2) Then push in the new metal tip that you will be using.
(Replacement tips are available from **Stone Set Technologies**)
- 3) For a tighter fit, a small amount of “**Rodico**” can be used.



Impact Urethane Tip (IUT)







UNILOCK PRESS WITH IMPACT TOOL AND UNIVERSAL JIG BASE



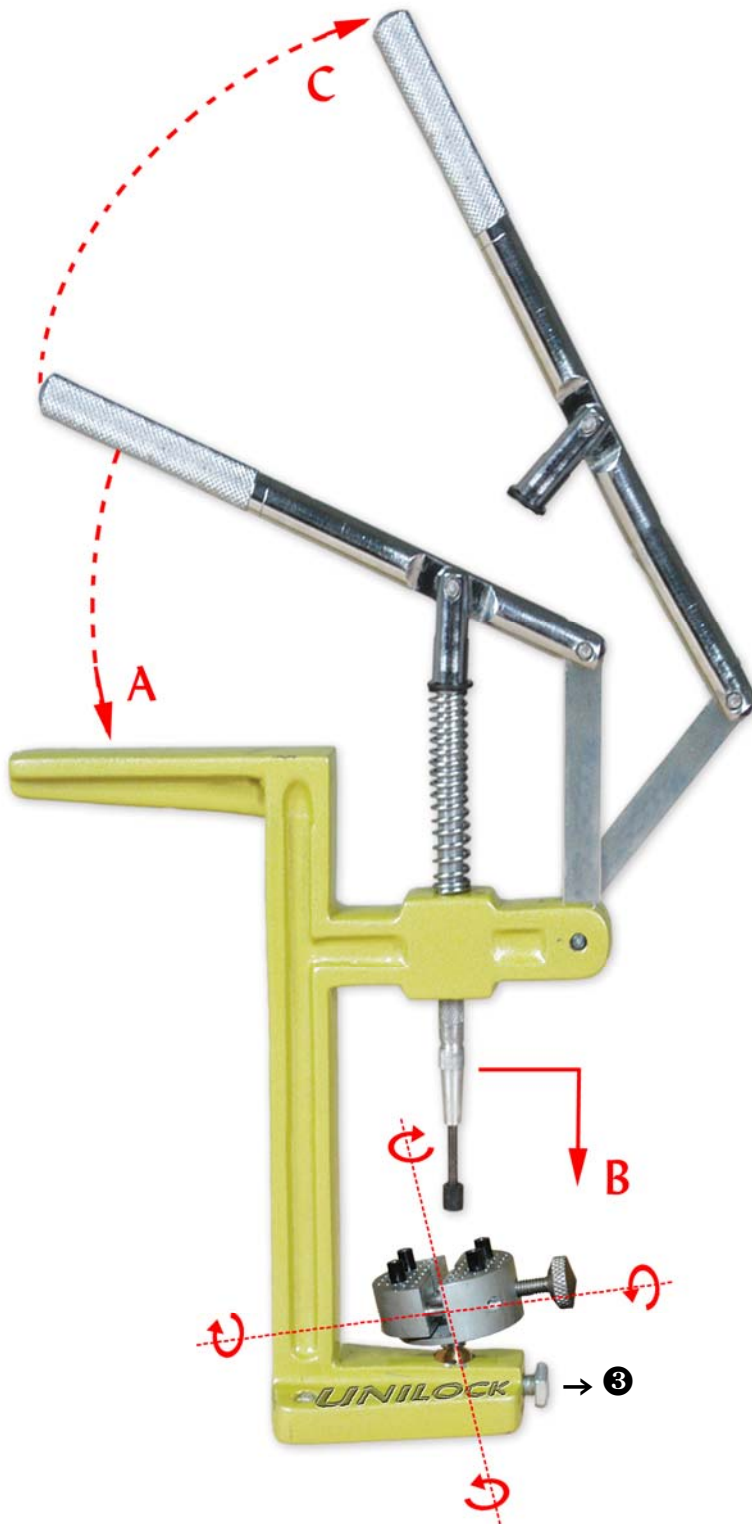
The Unilock Press can be screwed half-way out from the edge of the bench in order to accommodate bangles and other large rounded forms that can rest with their top part over the jig base and the lower part hanging under the press. Jig base supports are needed for this operation.

See next page for a list of jig base supports.

UNIVERSAL JIG BASE WITH SUPPORTS

<p>The Unilock Press with the Universal Jig Base and the different supports are designed to accommodate many different jewelry shapes with similar ties to the broad spectrum of geometrical forms: Flat, Round, Cylindrical, Concave, Converse and Asymmetrical.</p> <p>This system can adequately cover 80% of the entire spectrum of shapes.</p> <p>For any different jewelry shape not covered, SST will develop the right support for the customer.</p>		<p>The <u>Centrino</u> series of four inserters is used for irregular forms that are supported directly from the bottom (back side of the jewelry item.) The <u>Centrino</u> penetrates thru the irregular form until reaching the center of the hole where the Unilock will be set and snapped.</p>
		<p>The Concave support is used for round or semi-round forms.</p>
		<p>The half round support is used for rings and other curved forms.</p>
		<p>The flat disc support is used for flat forms, stampings, charms, link bracelets etc.</p>
		<p><u>The reference pin</u> is inserted into the top part of the Jig Base as a receiver for the three large supports.</p>
		<p>The Jig Base is U-shaped to accommodate the bottom of a ring shank, bracelet or any large tube earring.</p>

UNILOCK PRESS FOR EASY-SNAP ® WITH INCLINABLE HOLDER



How to remove the Impact Tool:


- A - Press the Lever all the way down.
- B - Hold the bottom shaft of the Impact Tool.
- C - Pull the lever handle all the way up and away.
- Now you can Pull the Impact Tool up and out from the press.

How to insert Inclinable Holder:

- 1) Insert Ball into hole in base of press all the way down.
- 2) Adjust Inclination.
- 3) Secure by tightening lock screw clockwise.

INCLINABLE MODIFIED HOLDER FOR UNILOCK PRESS

Modified Holder Urethane
Protector (MUP)



Modified Holder Threaded Ball (MTB)

TO ORDER PARTS, SEE PAGE 16

UNILOCK ORDER SHEET

<u>Month</u>	Birthstone	Gem Size	Unilock Model	Type of Metal	Application	Tube Type	Quantity
January							
February							
March							
April							
May							
June							
July							
August							
September							
October							
November							
December							

Other Gems and Diamonds	Gem Size	Unilock Model	Type of Metal	Application	Tube Type	Quantity

ORDER DELIVERY TIME

Unilock samples are delivered within one week's time as per stock availability.

Orders of Unilock in Sterling Silver are delivered within 3-4 weeks after customer stones are received.

Orders of Unilock **U160, U190, U240, U290 & U350** made in 14kt yellow gold are delivered within 3-4 weeks after customer stones are received.

Orders of Unilock **U160, U190, U240, U290 & U350** of different gold karatages and colors are delivered within 6-8 weeks.

Orders of Unilock **U420, U530, U630 & U750** of any karatage and color are subject to minimum quantities and are delivered within 6-8 weeks.

UNILOCK PRODUCTION SUPPORT APPLICATION (12)

AVAILABLE FROM STONE SET TECHNOLOGIES

- 1) The *Unilock Press and Impact Tool* with Universal Jig Base and jig supports –
Pages 5, 11, 12 - are provided to Unilock users at cost. This service is provided only to our customers.
- 2) *Impact Tool* – page 10
- 3) *Impact Tool Urethane tip replacement* (IUT) – page 10
- 4) *Inclinable Modified Holder Parts* – page 14
 - a) Holder Urethane Protector (MUP)
 - b) Hardened Holder Threaded Ball (MTB)

AVAILABLE DIRECTLY FROM INDIVIDUAL VENDORS

- 5) *Inclinable Modified Holder* (universal work holder w/pegs) – page 14:
Rio Grande #113-089 www.riogrande.com 1.800.545.6566

STONE SET TECHNOLOGIES LLC.

TEL: 954.565.4979

TOLL FREE: 888.201.3586

FAX: 954.565.4931

MAIL:

P.O. BOX 48020

FT. LAUDERDALE, FL 33348

DELIVERIES:

3532 N. OCEAN BLVD. 2ND FLOOR

FT. LAUDERDALE, FL 33308

WWW.UNILOCK.US